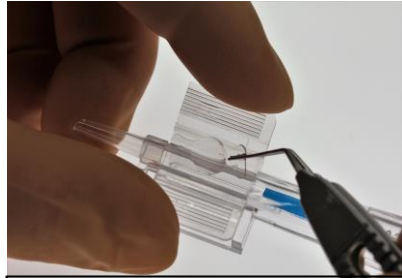


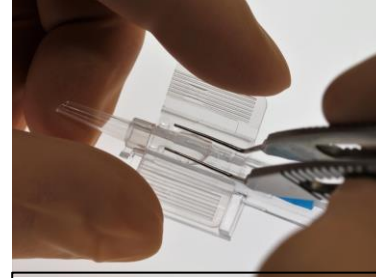
Easy loading of the EL1 injector with the pre-mounted cartridge - quick and safe -



Gently remove the SD7 IOL with the forceps from the holder



Place the IOL with the fenestration in the top left and bottom right



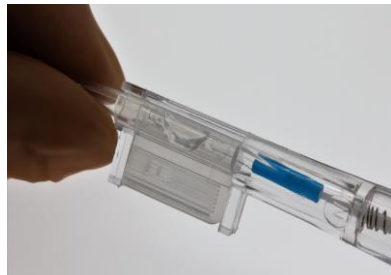
Push the IOL into the grooves of the loading cartridge



Secure the IOL in the cartridge by placing it under the safety ridges



Start closing the cartridge and verify that the optic & haptics are staying under the ridges and fold well



Make sure that the IOL is not caught between the wings



Inject viscoelastic into the Cartridge's Tube to surround the IOL



Push the plunger gently until you can see the leading haptic in the tube